


1/35 MILITARY MINIATURE VEHICLE UPGRADE SERIES PE35069

WWII Russia KV1/KV2 Fenders

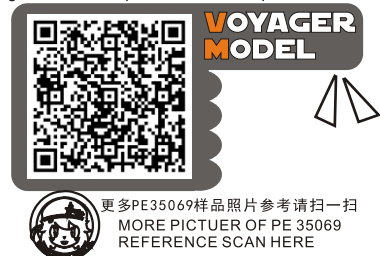
二战苏军KV1/KV2型坦克翼子板改造件








[For TRUMPETER 00311/00312/00356/00357/00358/00359/00360]

■ 推荐使用工具 RECOMMENDED TOOLS



Http://www.voyagermodel.com/productdetails.asp?itemid=PE35069



- 
安装
install
- 
折叠
bend
- A1**
改造件零件编号
PE/resin part number
- 
另一侧相同制作
repeat on opposite side
- 
切除
remove
- 
弧度卷曲
radial bending
- 
制作若干组
multiple assembly
- 
选择安装
alternative

用尖端在凹槽处冲压
use penpoint to press on the dent

蚀刻片零件内侧面向上
Put the part upside down

用笔尖在凹槽处刺
Use penpoint to press on the dent

