


1/35 MILITARY MINIATURE VEHICLE UPGRADE SERIES PE351035


## WWII British Military Bicycles upgrade set (2 sets)

### 二战英国伞兵部队折叠自行车 (2套入)










[For TAMIYA 35333]




#### 推荐使用工具 RECOMMENDED TOOLS



快干胶 Super glue    尖嘴钳 Needle nose pliers    镊子 Tweezers    美工刀 Craft knife    笔钻 pin vice

-   
**安装**  
install
-   
**折叠**  
bend
- A1**  
改造件零件编号  
PE/resin part number
- B12**  
原零件编号  
kit part number
- C22**  
被替换的原零件编号  
replaced kit part number
-   
 另一侧相同制作  
repeat on opposite side
-   
**切除**  
remove
-   
**打磨**  
grind off
-   
**弧度卷曲**  
radial bending
- x2**  
制作若干组  
multiple assembly
-   
**选择安装**  
alternative
-   
**钻孔**  
drill
-   
**用胶棒制作**  
make from plastic rod

  
 用尖端在凹槽处冲压  
use penpoint to press on the dent

蚀刻片零件内槽面向上  
Put the part upside down  
 用笔尖在凹槽处刺  
Use penpoint to press on the dent

