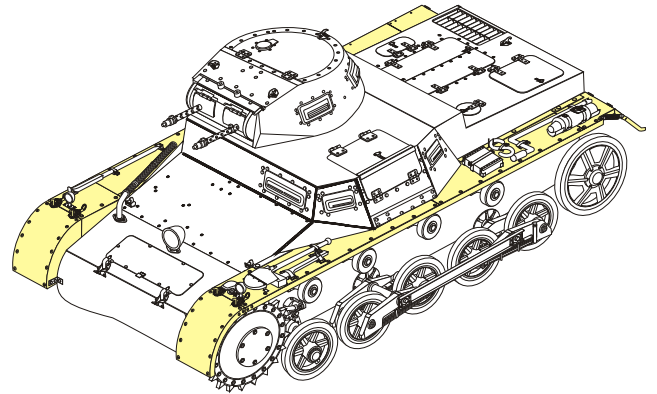


1/35 MILITARY MINIATURE VEHICLE UPGRADE SERIES PE351190

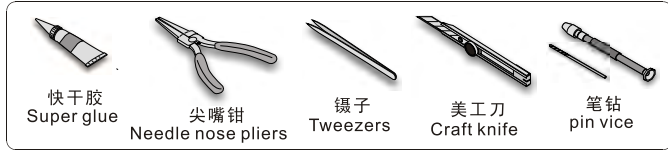
## WWII German Pz.Kpfw.I Ausf.B Fenders










### 二战德军I号坦克B型翼子板改造件


[For TAKOM 2145]



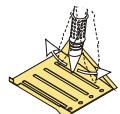
■ 推荐使用工具 RECOMMENDED TOOLS



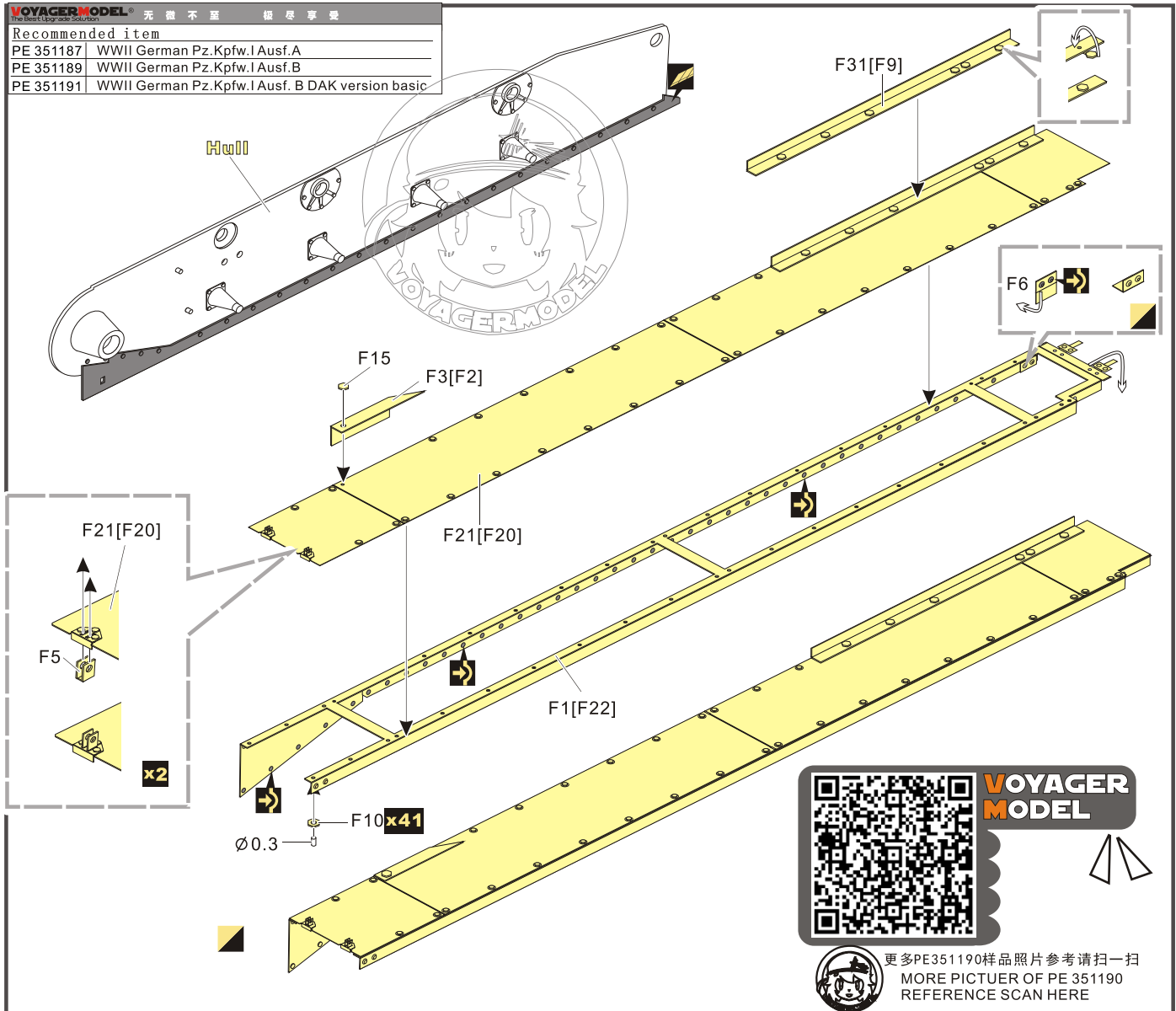
-   
 安装  
install
-   
 折叠  
bend
- A1**  
 改造件零件编号  
PE/resin part number
- B12**  
 原零件编号  
kit part number
- C22**  
 被替换的原零件编号  
replaced kit part number
-   
 另一侧相同制作  
repeat on opposite side
-   
 切除  
remove
-   
 打磨  
grind off
-   
 弧度卷曲  
radial bending
- x2**  
 制作若干组  
multiple assembly
-   
 选择安装  
alternative
-   
 钻孔  
drill
-   
 用胶棒制作  
make from plastic rod


  
 用尖端在凹槽处冲压  
use penpoint to press on the dent

蚀刻片零件内侧面向上  
Put the part upside down  
 用笔尖在凹槽处刺  
Use penpoint to press on the dent



Recommended item	
PE 351187	WWII German Pz.Kpfw.I Ausf.A
PE 351189	WWII German Pz.Kpfw.I Ausf.B
PE 351191	WWII German Pz.Kpfw.I Ausf. B DAK version basic





VOYAGER  
MODEL

更多PE351190样品照片参考请扫一扫  
MORE PICTUER OF PE 351190  
REFERENCE SCAN HERE

1/35 MILITARY MINIATURE VEHICLE UPGRADE SERIES PE351190

