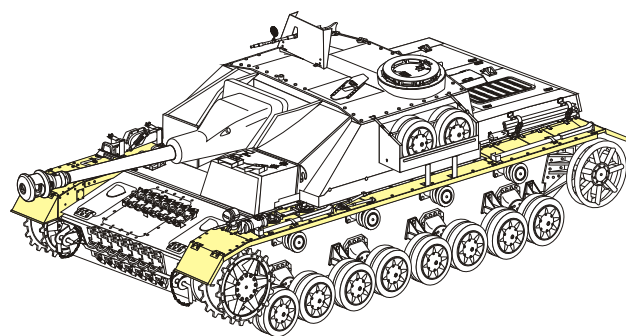


1/35 MILITARY MINIATURE VEHICLE UPGRADE SERIES PE351199


WWII German StuG.IV Fenders

二战德军IV号突击炮翼子板改造件

[For ACADMY 13522]



■ 推荐使用工具 RECOMMENDED TOOLS



↑ 安装
install

↩ 折叠
bend

A1

改造件零件编号
PE/resin part number

B12

原零件编号
kit part number

C22

被替换的原零件编号
replaced kit part number

x2

制作若干组
multiple assembly



弧度卷曲
radial bending



选择安装
alternative



切除
remove



钻孔
drill



注意
caution



另一侧相同制作
repeat on opposite side



用尖端在凹槽处冲压
use penpoint to press on the dent



打磨
grind off



填补
fill



用铜管制作
make from brass tube



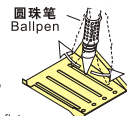
用胶棒制作
make from plastic rod



蚀刻片零件内侧面向上
PE part inboard side turn up



用笔尖在凹槽处划
Use penpoint scratch on the flute



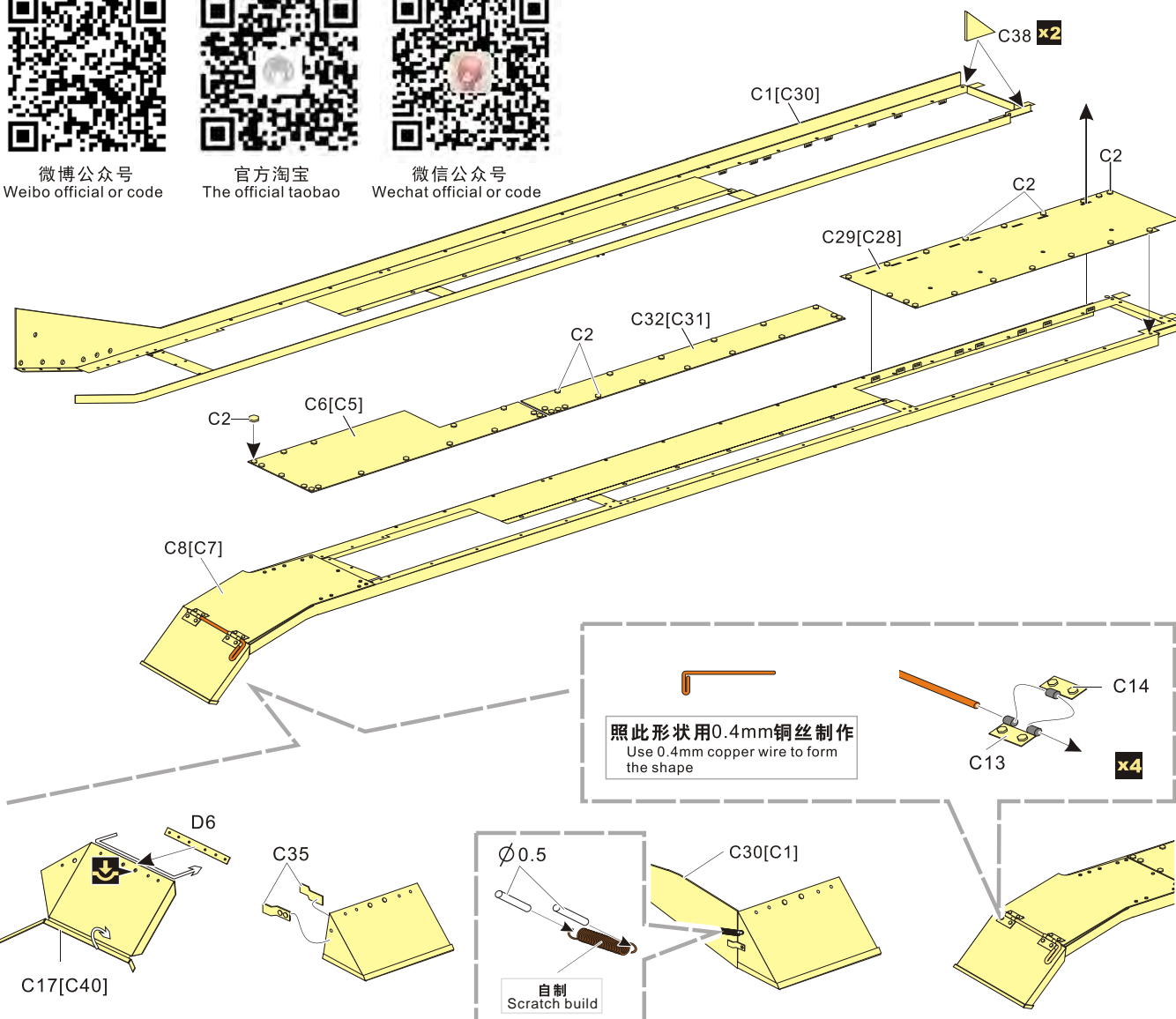
微博公众号
Weibo official or code



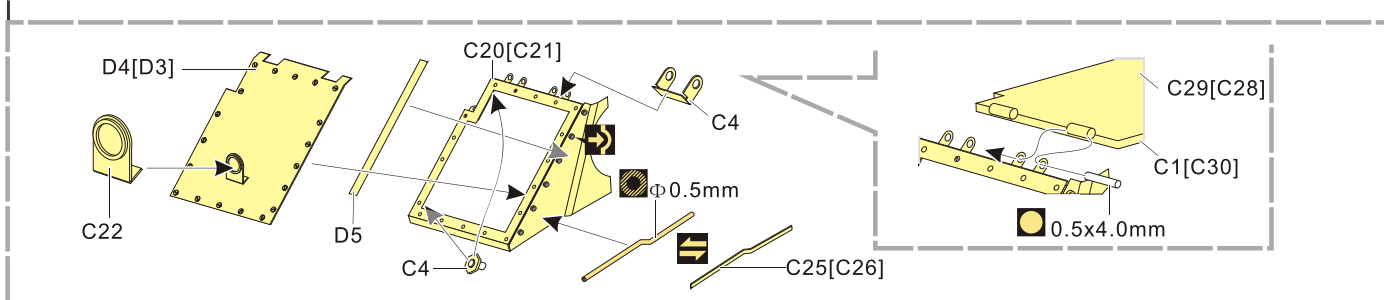
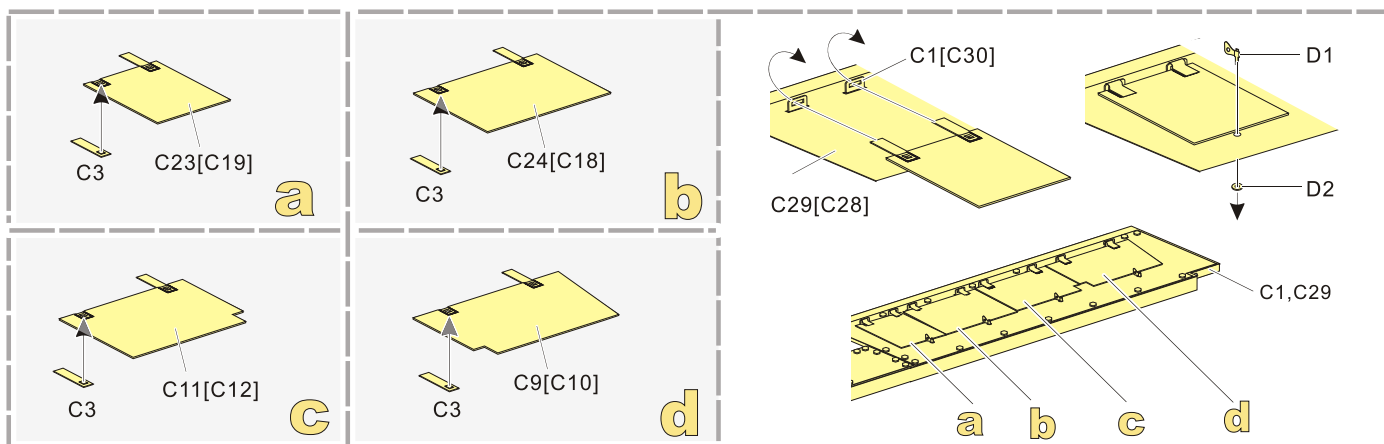
官方淘宝
The official taobao



微信公众号
Wechat official or code



1/35 MILITARY MINIATURE VEHICLE UPGRADE SERIES PE351199

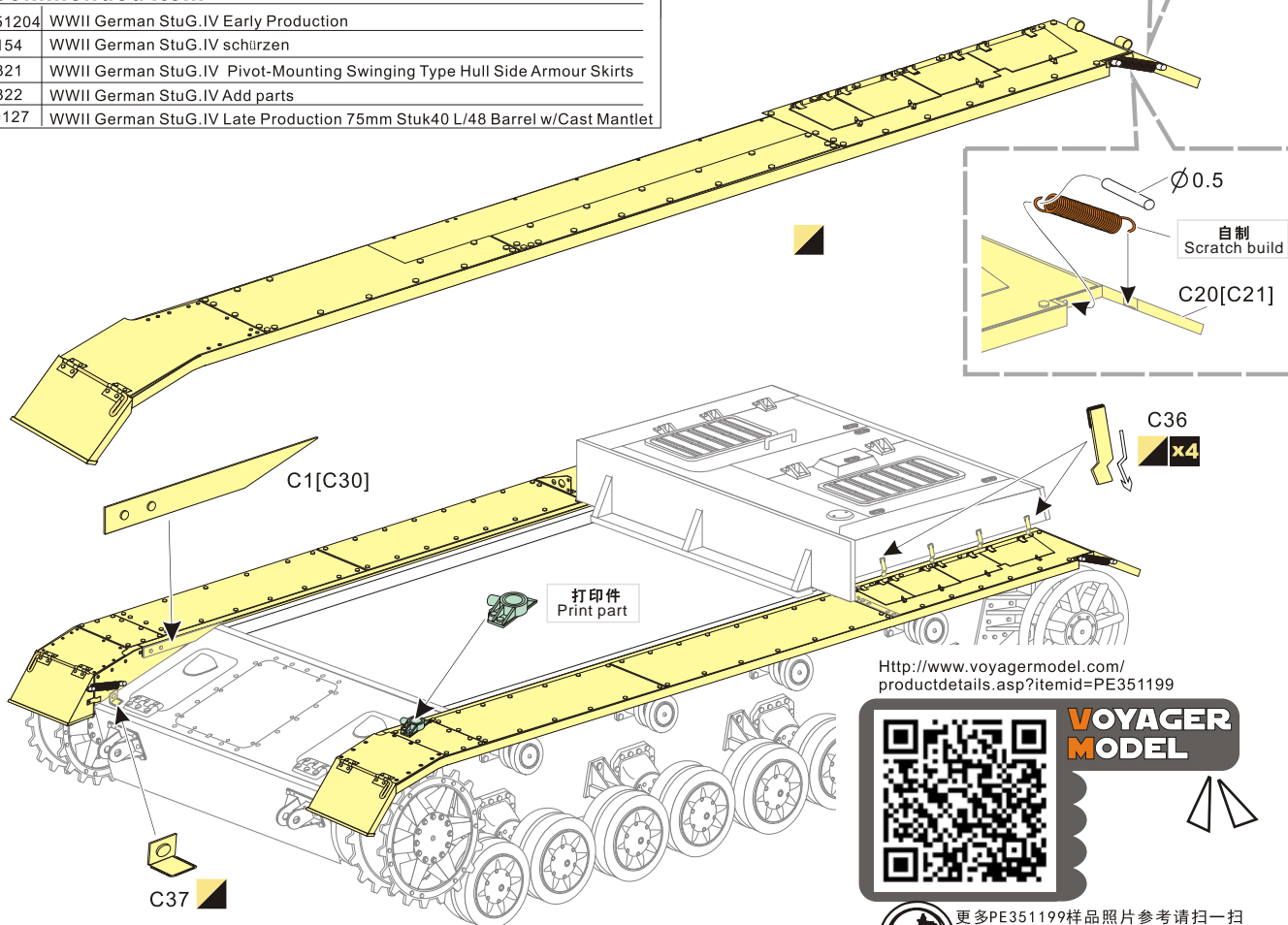


VOYAGERMODEL®
The Best Upgrade Solution

无 微 不 至 极 尽 享 受

Recommended item

PE 351204	WWII German StuG.IV Early Production
PEA 154	WWII German StuG.IV schürzen
PEA 321	WWII German StuG.IV Pivot-Mounting Swinging Type Hull Side Armour Skirts
PEA 322	WWII German StuG.IV Add parts
VBS0127	WWII German StuG.IV Late Production 75mm Stuk40 L/48 Barrel w/Cast Mantlet



[Http://www.voyagermodel.com/
productdetails.asp?itemid=PE351199](http://www.voyagermodel.com/productdetails.asp?itemid=PE351199)

**VOYAGER**
MODEL

更多PE351199样品照片参考请扫一扫
MORE PICTUER OF PE 351199
REFERENCE SCAN HERE