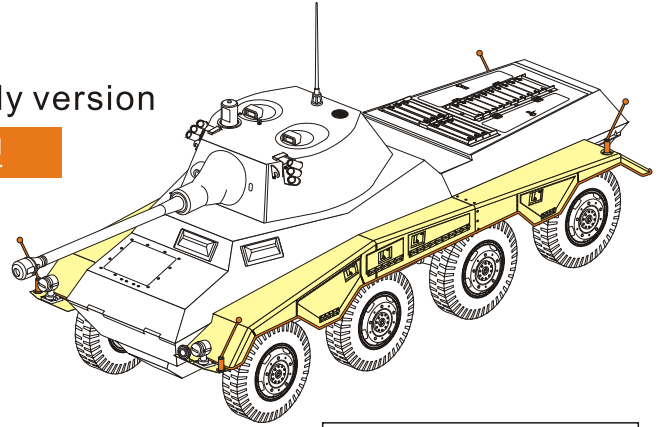


1/35 MILITARY MINIATURE VEHICLE UPGRADE SERIES PE351301


WWII German Sd.Kfz 234 storage box early version

二战德军Sd.Kfz. 234 8轮装甲车储物箱早期型

[For RMF 5110]



■ 推荐使用工具 RECOMMENDED TOOLS

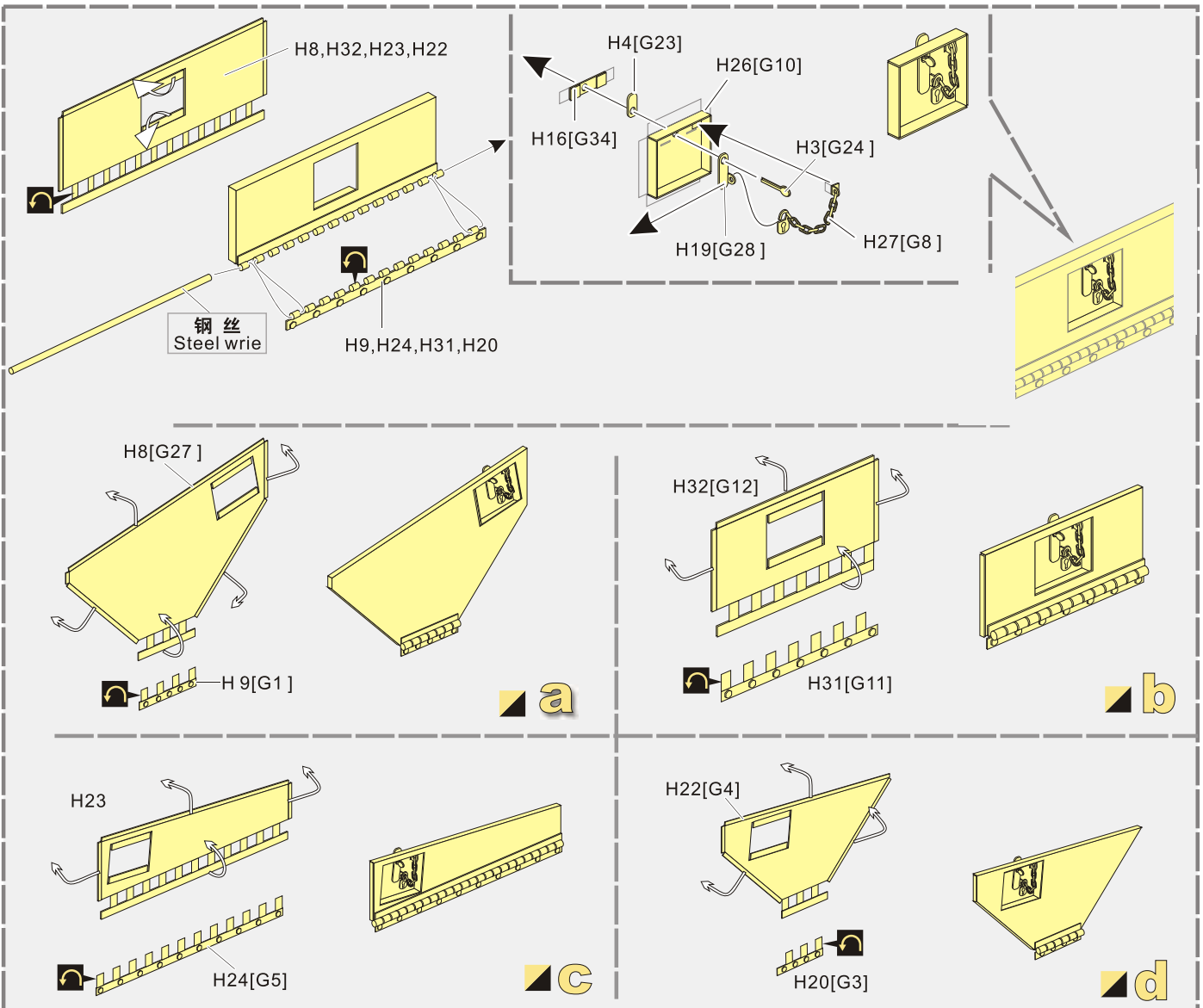


- ↑
安装
install
- ↩
折叠
bend
- A1
改造件零件编号
PE/resin part number
- B12
原零件编号
kit part number
- G22
被替换的原零件编号
replaced kit part number
- ▲
另一侧相同制作
repeat on opposite side
- ✂
切除
remove
- 🔪
打磨
grind off
- 📐
弧度卷曲
radial bending
- x2
制作若干组
multiple assembly
- ⇄
选择安装
alternative
- 🔧
钻孔
drill
- 用胶棒制作
make from plastic rod

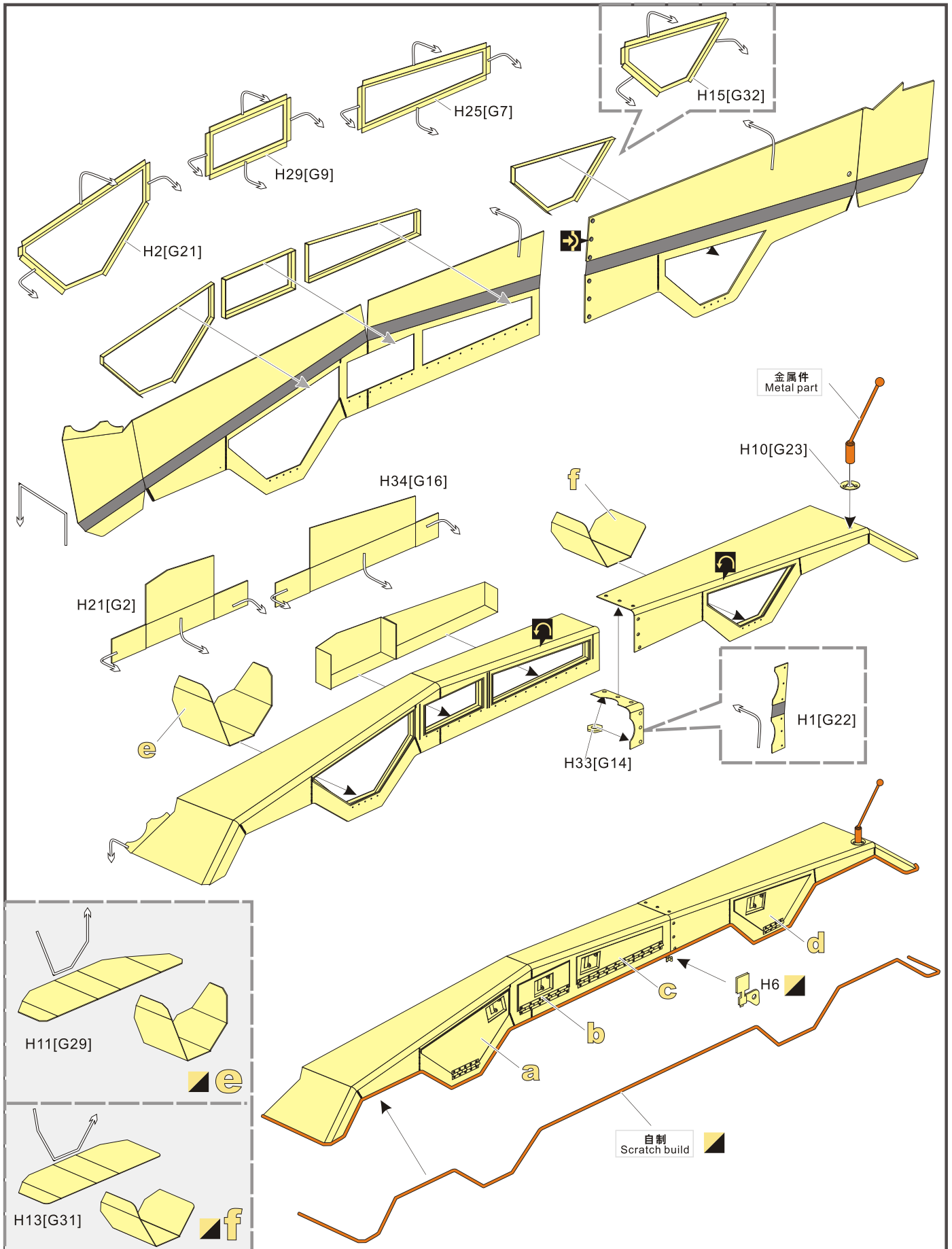
↓
用尖端在凹槽处冲压
use penpoint to press on the dent

蚀刻片零件内侧面向上
Put the part upside down

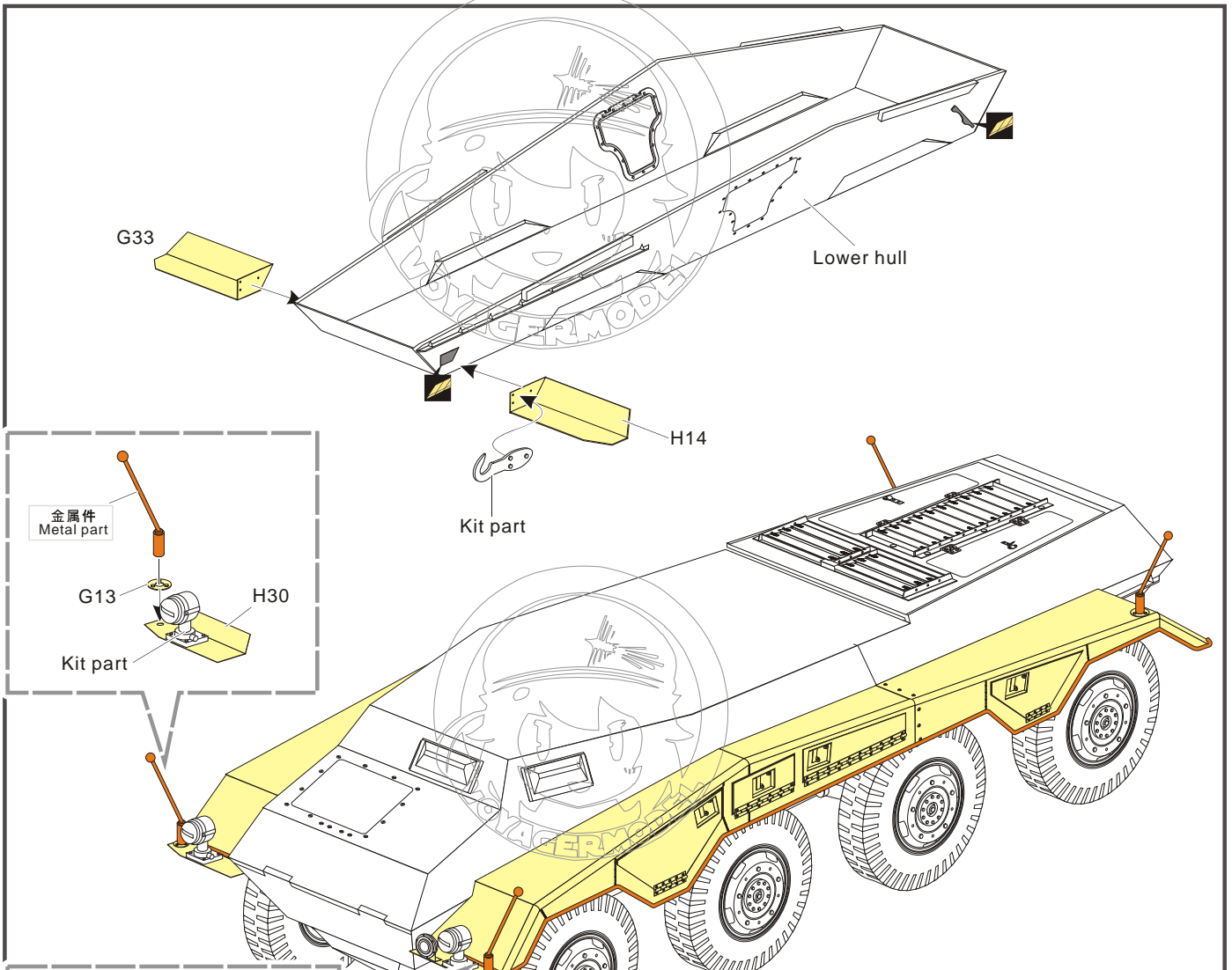
用笔尖在凹槽处刺
Use penpoint to press on the dent



1/35 MILITARY MINIATURE VEHICLE UPGRADE SERIES PE351301



1/35 MILITARY MINIATURE VEHICLE UPGRADE SERIES PE351301



VOYAGERMODEL[®] 无微不至 极尽享受
The Best Upgrade Solution

Recommended item	
PE 351306	WWII German Sd.Kfz 234/4
PE 351300	WWII German Sd.Kfz 234/2 PUMA Upgrade Set

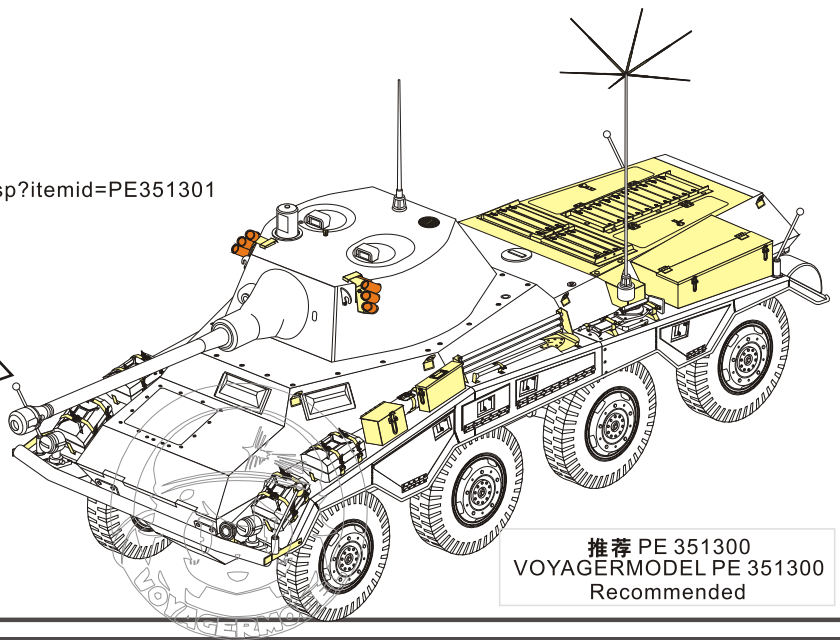
[Http://www.voyagermodel.com/productdetails.asp?itemid=PE351301](http://www.voyagermodel.com/productdetails.asp?itemid=PE351301)



**VOYAGER
MODEL**



更多PE351301样品照片参考请扫一扫
MORE PICTUER OF PE 351301
REFERENCE SCAN HERE



推荐 PE 351300
VOYAGERMODEL PE 351300
Recommended