



1/35 MILITARY MINIATURE VEHICLE UPGRADE SERIES PE35287










WWII German Pz.Kpfw.II Ausf.G Fenders


二战德国II号G型 (VK901) 轻型坦克翼子板改造件

[FOR 5M 35001]

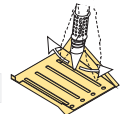
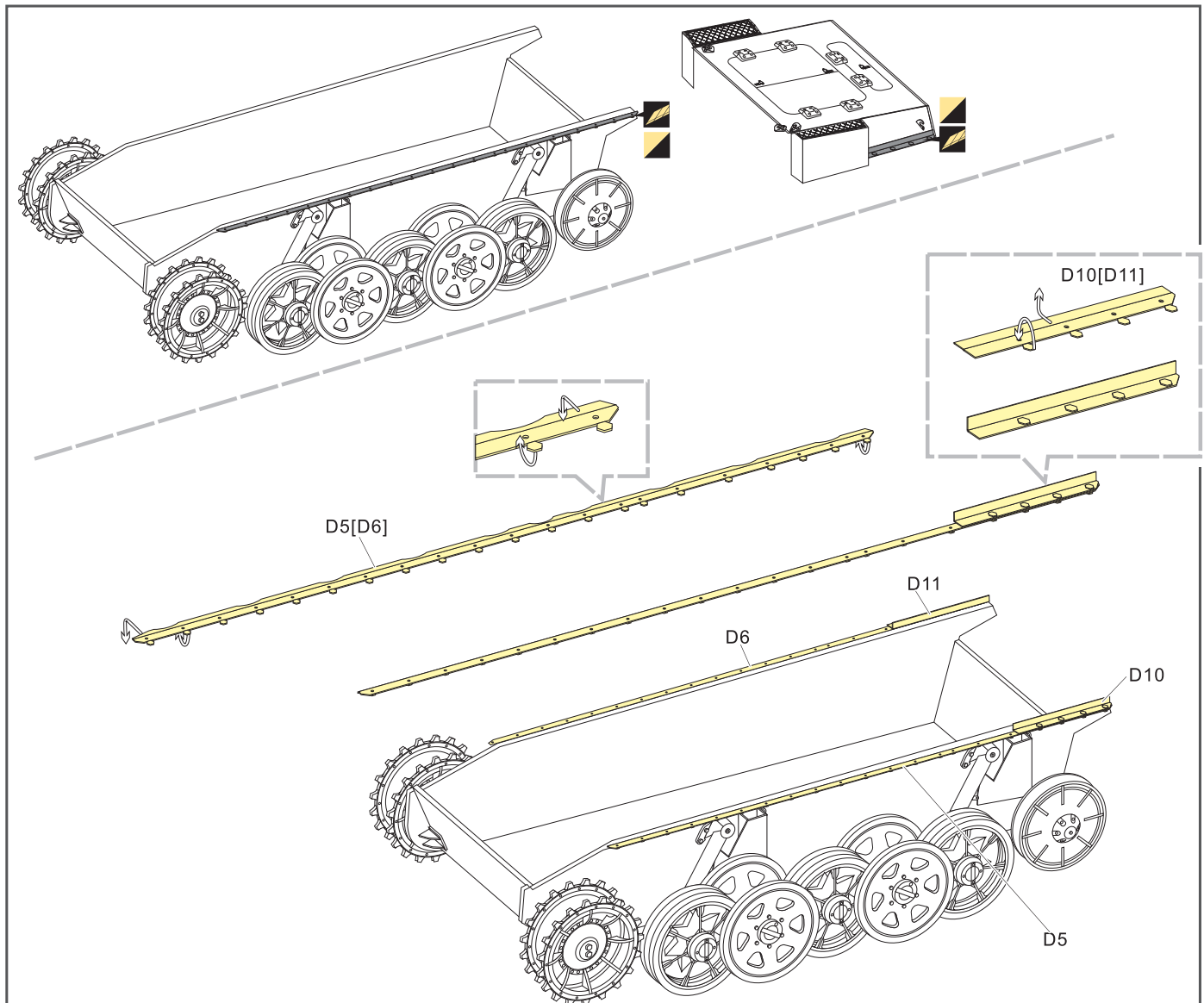
■ 推荐使用工具 RECOMMENDED TOOLS



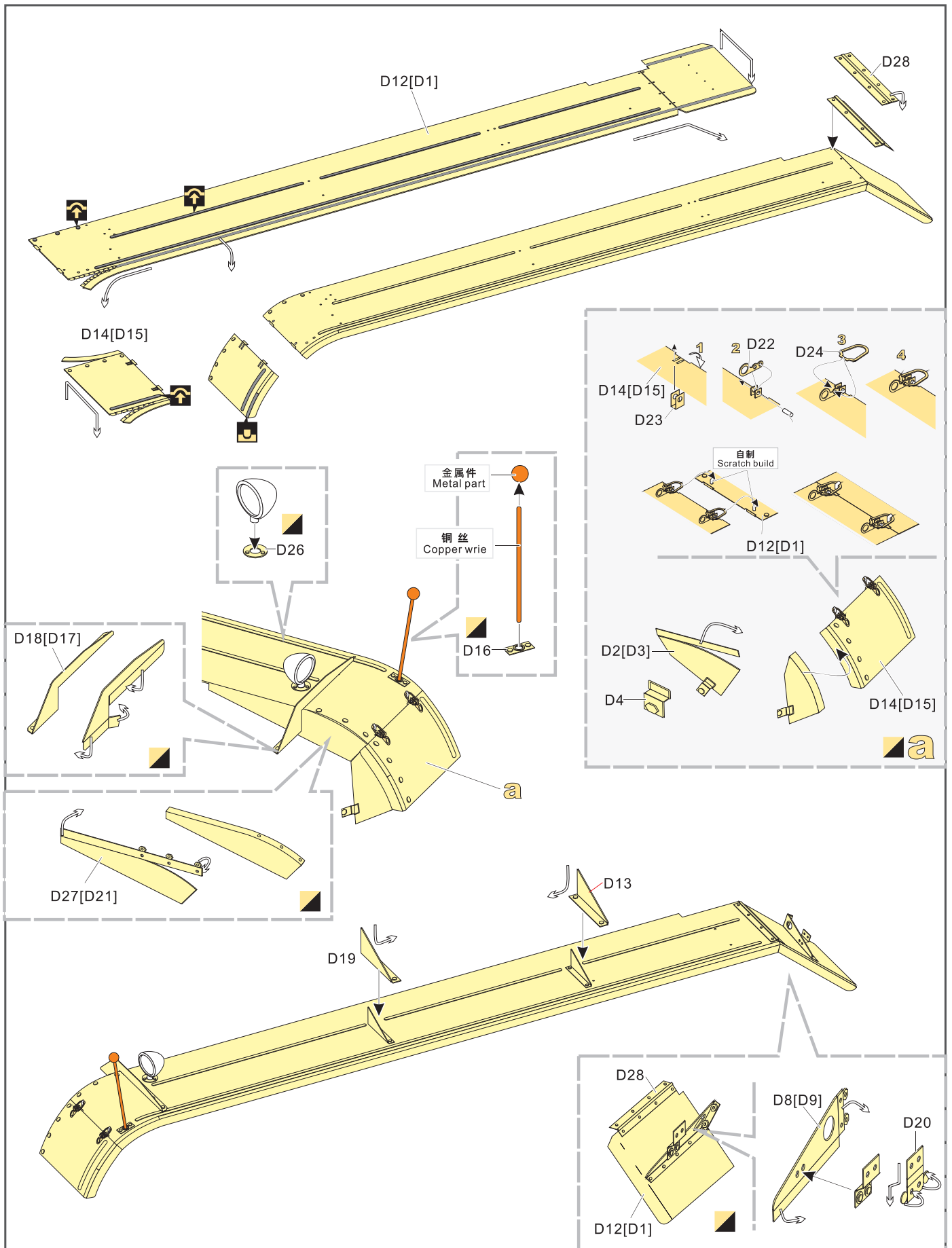
- 
安装
install
- 
折叠
bend
- A1**
 改造件零件编号
PE/resin part number
- B12**
 原零件编号
kit part number
- C22**
 被替换的原零件编号
replaced kit part number
- 
 另一侧相同制作
repeat on opposite side
- 
切除
remove
- 
打磨
grind off
- 
弧度卷曲
radial bending
- x2**
 制作若干组
multiple assembly
- 
选择安装
alternative
- 
填补
fill
- 
注意
caution


 用尖端在凹槽处冲压
use penpoint to press on the dent

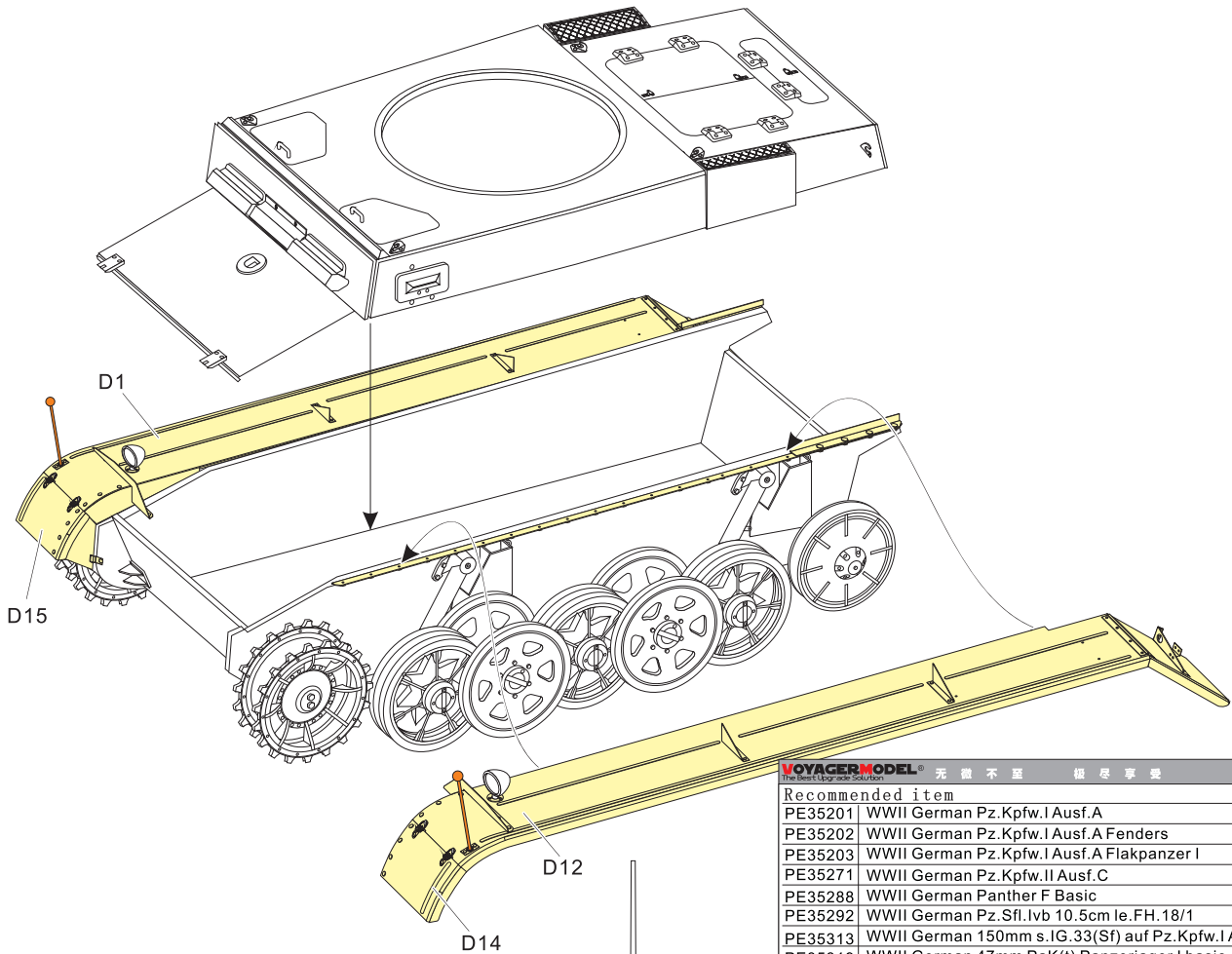
蚀刻片零件内侧面向上
Put the part upside down
 用笔尖在凹槽处刺
Use penpoint to press on the dent

1/35 MILITARY MINIATURE VEHICLE UPGRADE SERIES PE35287



1/35 MILITARY MINIATURE VEHICLE UPGRADE SERIES PE35287



VOYAGERMODEL[®] 无微不至 极尽享受
The Best Upgrade Solution

Recommended item	
PE35201	WWII German Pz.Kpfw.I Ausf.A
PE35202	WWII German Pz.Kpfw.I Ausf.A Fenders
PE35203	WWII German Pz.Kpfw.I Ausf.A Flakpanzer I
PE35271	WWII German Pz.Kpfw.II Ausf.C
PE35288	WWII German Panther F Basic
PE35292	WWII German Pz.Sfl.Ivb 10.5cm le.FH.18/1
PE35313	WWII German 150mm s.IG.33(Sf) auf Pz.Kpfw.I Ausf.B basic
PE35319	WWII German 47mm PaK(t) Panzerjager I basic
PE35378	WWII German PzKpfw.II.Ausf.L Luch late version basic
PE35433	WWII German PzKpfw I Ausf C(VK601) w/smoke discharger
PE 35438	WWII German Pz.Kpfw.II Ausf.D1 (Sd.Kfz.121)
PE35487	WWII German VsKfz.617
PE 35286	WWII German Pz.Kpfw.II Ausf.G (Gun barrel Includ)
PE 35592	WWII German Pz.Kpfw.II Ausf.J (Gun barrel Includ)
VBS0193	Russian JS-7 Heavy Tank Gun Barrel Patten2
VBS0140	WWII German 20mm KwK38 L50 Barrel w/Ammo Magazine



**VOYAGER
MODEL**



更多PE35287样品照片参考请扫一扫
MORE PICTUER OF PE 35287
REFERENCE SCAN HERE

推荐 PE 35286
VOYAGERMODEL PE 35286
Recommended

