

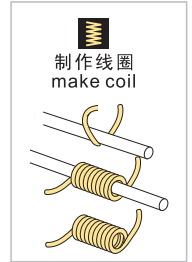
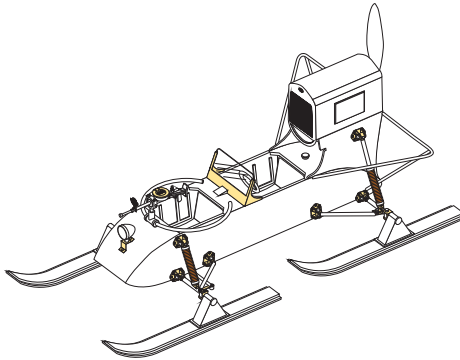

1/35 MILITARY MINIATURE VEHICLE UPGRADE SERIES PE 35457

# WWII Soviet Aerosan RF-8/GAZ-98

## 二战苏联RF-8/GAZ-98战斗雪橇

[For Trumpeter 02322]

### 推荐使用工具 RECOMMENDED TOOLS



- ↑  
安装  
install
- ↶  
折叠  
bend
- A1  
改造件零件编号  
PE/resin part number
- B12  
原零件编号  
kit part number
- ✂  
切除  
remove
- ↷  
弧度卷曲  
radial bending
- x2  
制作若干组  
multiple assembly
- ⇄  
选择安装  
alternative
- ⚡  
钻孔  
drill

Assembly steps and parts shown:

- a**: Assembly of suspension components A7, A8, A9, A16, A17.
- b**: Drilling of holes (Ø0.5) in parts A8 and A9.
- c**: Drilling of hole (Ø0.5) in part A6.
- d**: Assembly of suspension components A10, A11, A12, A13.
- e**: Assembly of suspension components A12, A13.
- f**: Rear view of the assembled suspension.
- g**: Assembly of parts A14, A15.
- h**: Assembly of part A10.
- i**: Assembly of parts A11, A18.
- j**: Assembly of parts A2, A12.