



1/35 MILITARY MINIATURE VEHICLE UPGRADE SERIES PE35462

WWII German Benz L4500R Maulter

二战德军奔驰L4500R半履带运输车改造件

[For ZVEZDA 3603]

推荐使用工具 RECOMMENDED TOOLS

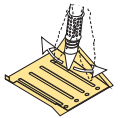


- ↑ 安装
install
- ↩ 折叠
bend
- A1**
改造件零件编号
PE/resin part number
- B12**
原零件编号
kit part number
- C22**
被替换的原零件编号
replaced kit part number
- 另一侧相同制作
repeat on opposite side
- 切除
remove
- 打磨
grind off
- 弧度卷曲
radial bending
- x2**
制作若干组
multiple assembly
- 选择安装
alternative
- 钻孔
drill
- 用胶棒制作
make from plastic rod

用尖端在凹槽处冲压
use penpoint to press on the dent

蚀刻片零件内朝面向上
Put the part upside down

用笔尖在凹槽处刺
Use penpoint to press on the dent



1/35 MILITARY MINIATURE VEHICLE UPGRADE SERIES PE35462

