

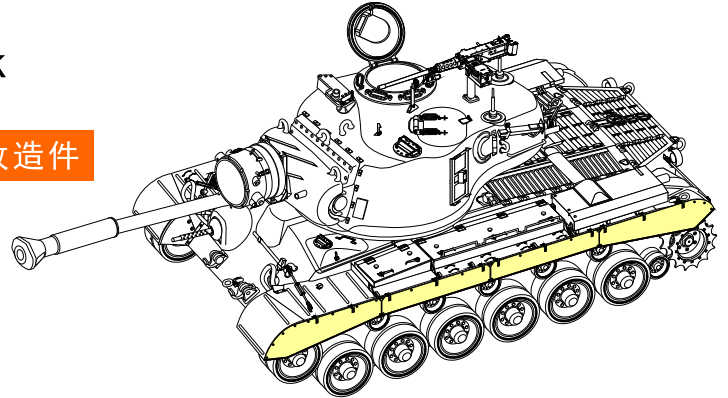

1/35 MILITARY MINIATURE VEHICLE UPGRADE SERIES PEA435










WWII US Army M46 Patton Tank side skirts and stowager bins


现代美国M46巴顿 中型坦克储物箱及侧裙改造件

[For TAKOM 2117]

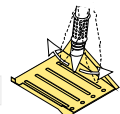
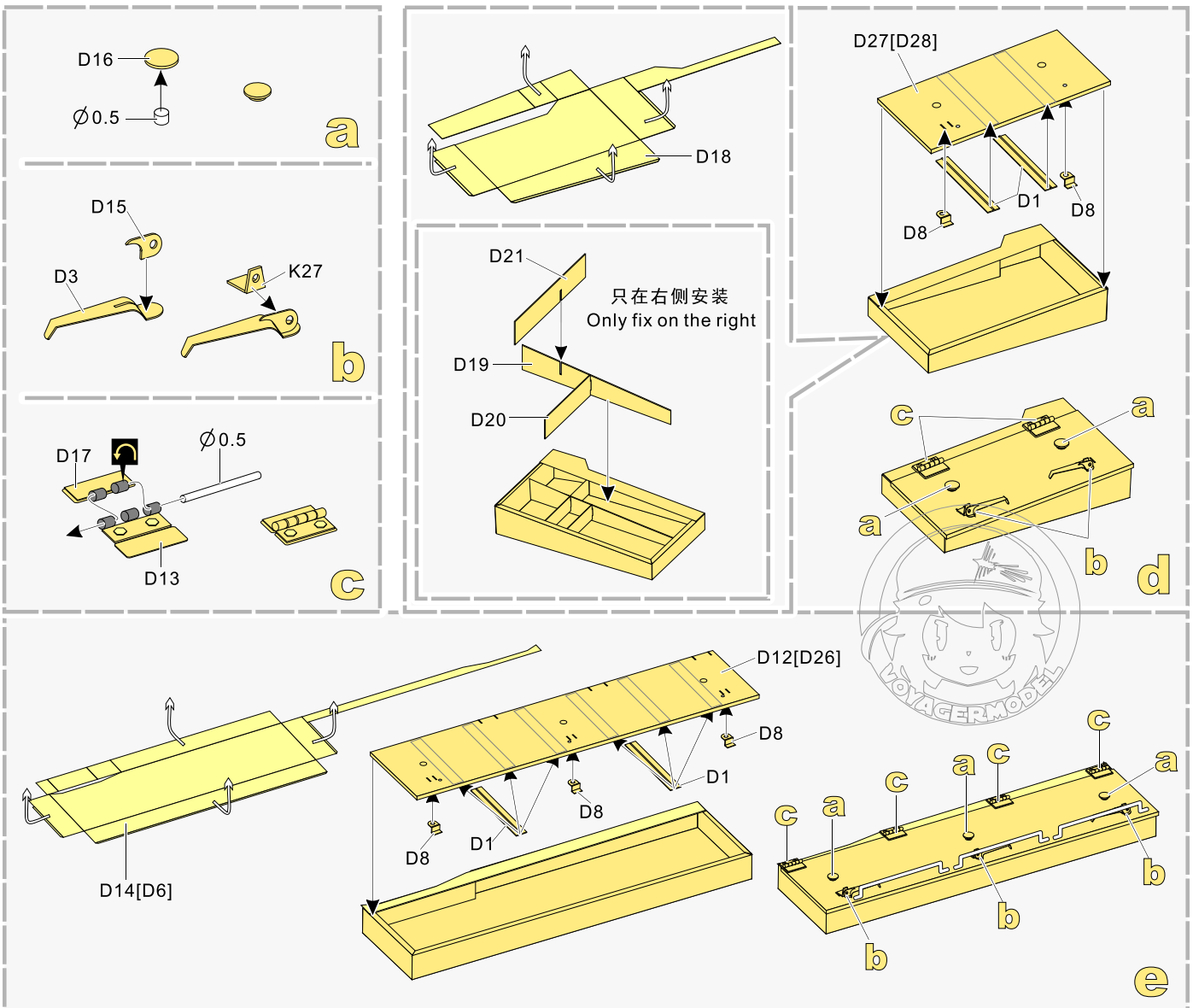
■ 推荐使用工具 RECOMMENDED TOOLS



- 
 安装
install
- 
 折叠
bend
- A1**
 改造件零件编号
PE/resin part number
- B12**
 原零件编号
kit part number
- C22**
 被替换的原零件编号
replaced kit part number
- 
 另一侧相同制作
repeat on opposite side
- 
 切除
remove
- 
 打磨
grind off
- 
 弧度卷曲
radial bending
- 
 制作若干组
multiple assembly
- 
 选择安装
alternative
- 
 钻孔
drill


 用尖端在凹槽处冲压
use penpoint to press on the dent

蚀刻片零件内朝面向上
Put the part upside down
 用笔尖在凹槽处刺
Use penpoint to press on the dent

1/35 MILITARY MINIATURE VEHICLE UPGRADE SERIES PEA435

VOYAGERMODEL[®] 无微不至 极致享受

Recommended item

VBS0215	WWII US Vehicle Mounted M2 Browning Machine Gun Pattern 2
PE 35729	WWII German StuG.III Ausf.G Late Production 75mm Stuk40 L/48 Barrel w/Saukopf Mantlet Pattern 2

Http://www.voyagermodel.com/productdetails.asp?itemid=PEA435

VOYAGERMODEL

更多PEA 435样品照片参考请扫一扫
MORE PICTUER OF PEA 435
REFERENCE SCAN HERE