

1/35 MILITARY MINIATURE VEHICLE UPGRADE SERIES TEZ045

WWII German AFV Disc pattern camouflage masking stencil

二战德军战车用光影迷彩漏喷 (式样1)

[GP]

■ 推荐使用工具 RECOMMENDED TOOLS



镊子
Tweezers



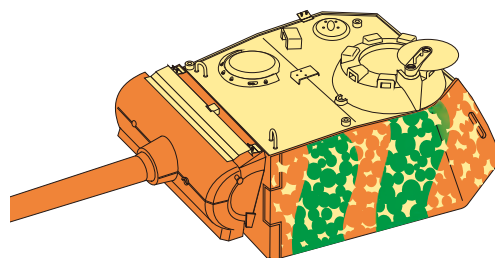
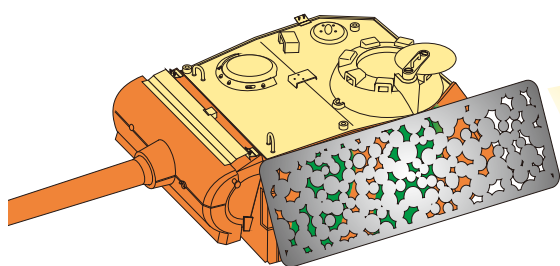
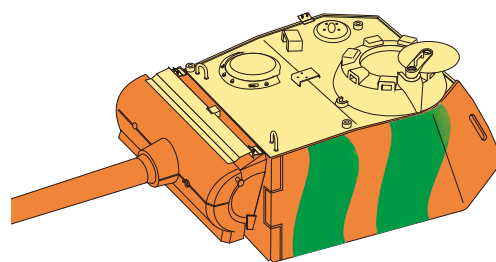
美工刀
Craft knife



遮盖胶带
Masking tape



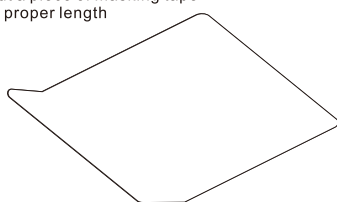
喷笔
Airbrush



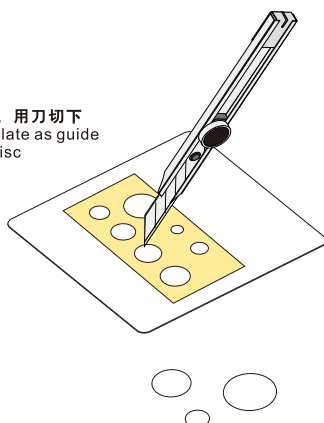
1/2

© 2003-2011 SHANGHAI VOYAGERMODEL Co.,LTD


先切下一块遮盖胶纸
Cut a piece of masking tape
to proper length



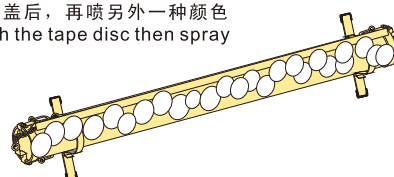
模板置于胶纸上，用刀切下
Use stencil template as guide
to cut tape into disc



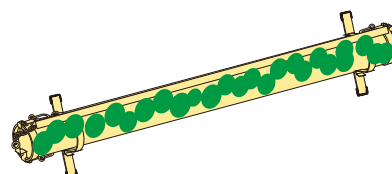
喷上车体色
Spray on hub colour



用胶纸遮盖后，再喷另外一种颜色
Mask with the tape disc then spray



完成
Completed
part



2/2

© 2003-2011 SHANGHAI VOYAGERMODEL Co.,LTD