

1/35 MILITARY MINIATURE VEHICLE UPGRADE SERIES TEZ053

PLA AFV digital camouflage masking stencil 1

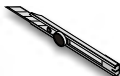
1/35中国人民解放军数码迷彩漏喷（式样1）

[GP]

■推荐使用工具 RECOMMENDED TOOLS



镊子
Tweezers



美工刀
Craft knife

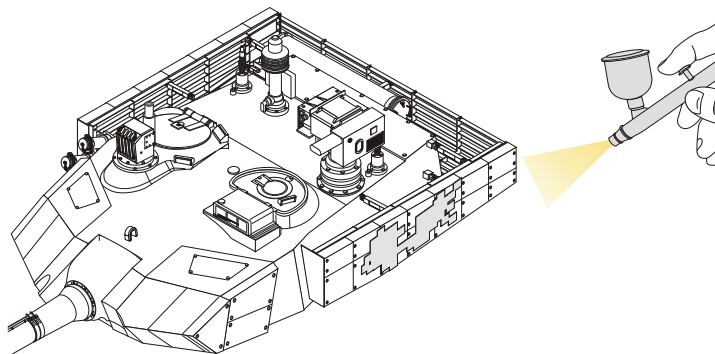


遮盖胶带
Masking tape

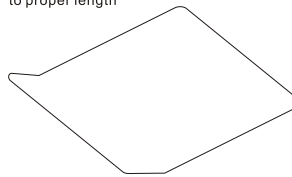


喷笔
Airbrush

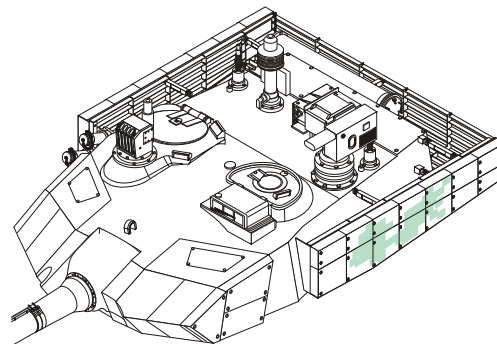
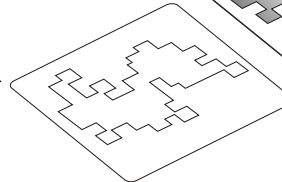
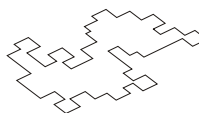
使用漏喷板或制好的胶带遮挡喷绘
Use either PE template or masking
tape cut from it to spray desired pattern



先切下一块遮盖胶纸
Cut a piece of masking tape
to proper length



模板置于胶纸上，用刀切下
Use stencil template as guide
to cut tape into disc



可以反复遮挡喷绘以做出多样的迷彩效果
Repeat these procedure until ideal result is achieved