


1/35 MILITARY MINIATURE VEHICLE UPGRADE SERIES VBS0545











现代俄罗斯T-54/T-55金属炮管


Modern Russian T-54/T-55 Barrel

[For MINIART]

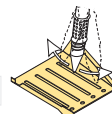
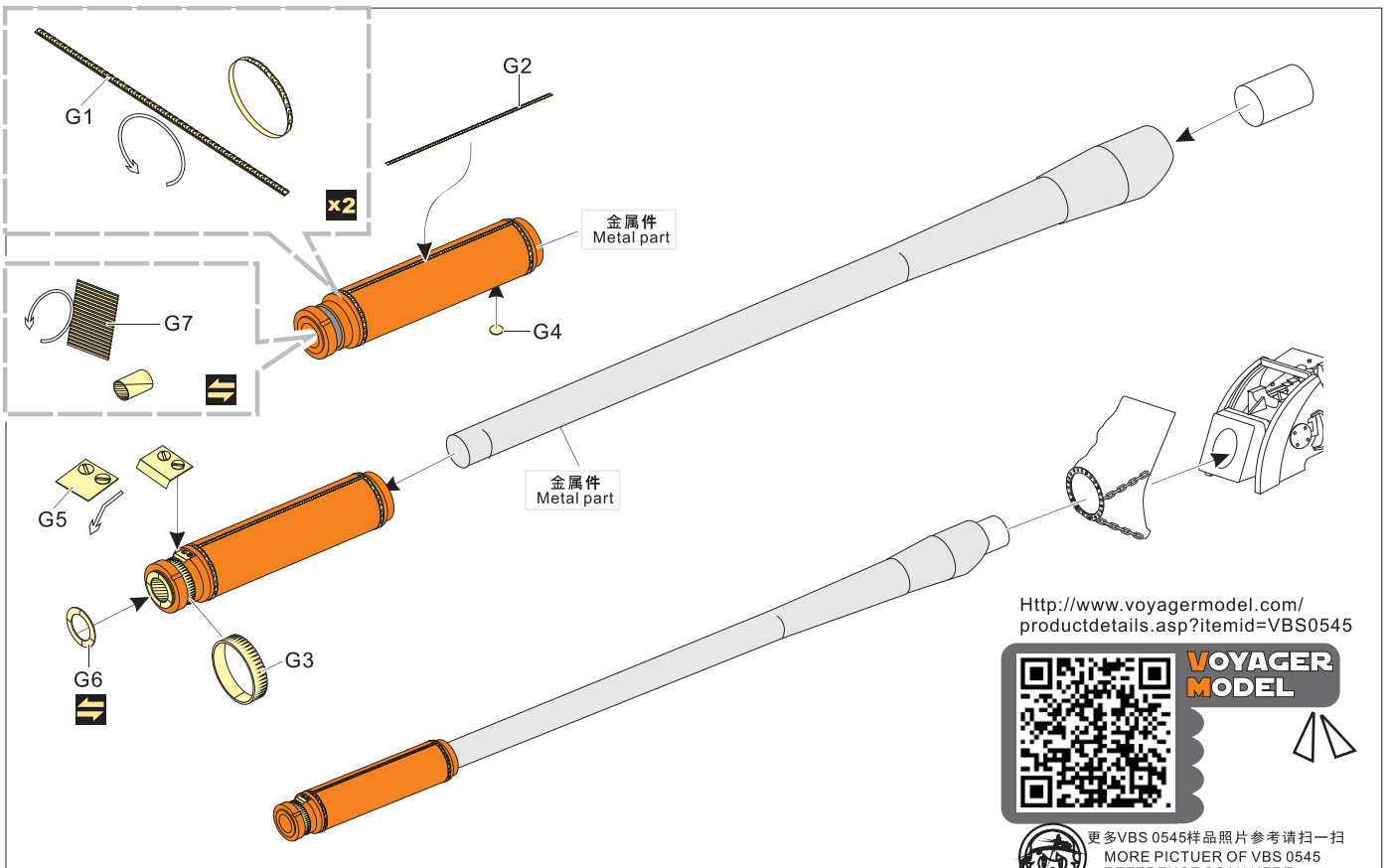
推荐使用工具 RECOMMENDED TOOLS



- 
安装
install
- 
折叠
bend
- A1**
改造件零件编号
PE/resin part number
- B12**
原零件编号
kit part number
- C22**
被替换的原零件编号
replaced kit part number
- 
 另一侧相同制作
repeat on opposite side
- 
切除
remove
- 
打磨
grind off
- 
弧度卷曲
radial bending
- 
制作若干组
multiple assembly
- 
选择安装
alternative
- 
钻孔
drill
- 
用胶棒制作
make from plastic rod


 用尖端在凹槽处冲压
 use penpoint to press on the dent

蚀刻片零件内侧面向上
 Put the part upside down
 用笔尖在凹槽处刮
 Use penpoint to press on the dent

更多VBS 0545样品照片参考请扫一扫
 MORE PICTUER OF VBS 0545
 REFERENCE SCAN HERE

